

1

Power On Your GLANCE

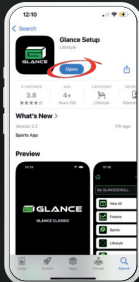
- ▶ Plug in your GLANCE to a standard power outlet using the supplied USB-C Cable
- ▶ Press the power button to power on the unit
- ▶ You should see the GLANCE logo startup animation



2

Continue Wifi Setup On The Glance Setup App

- ▶ Download and open the GLANCE Setup App



3

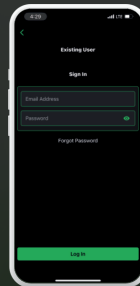
Create & Verify Account

- ▶ **New Users:** This is your first Glance product, press new user and follow instructions to create an account and verify your email address
- ▶ **Existing Users:** You have other Glance Products. Just need to log in then add the new device view the menu button. The general instructions are the same when adding a new device or not



4

Login



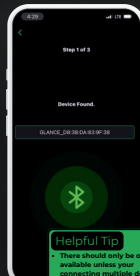
5

Select GLANCE V2 Option



6

Choose Device



7

Enter Wifi Creds: Name & Password



8

Confirm Successful Wifi Connection

- ▶ If green checkmark appears on the mobile app and the success animation below the wifi is connected
- ▶ If red 'X' appears on the mobile app and the Glance screen stays on the mobile app screen - please retry


Helpful Tip

- Wifi name and password are case sensitive.
- Special characters like "space" or "!" may cause issues and unsuccessful connection

SUCCESS

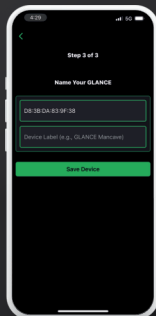


FAILURE



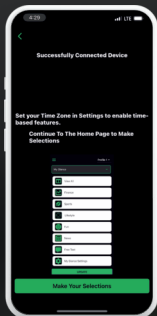
9

Name Your Device



10

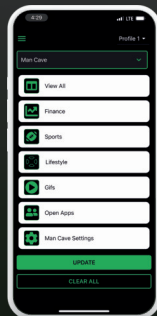
Successful Setup!



Optional: Give your device a nickname so you can easily remember them

11

Choose Your Selections



i

TROUBLESHOOTING HELP

- 2.4 GHz Only:** 5 GHz not supported.
- Power:** Make sure GLANCE is fully plugged in.
- Wi-Fi Info:** Name and password are case sensitive.
- Connection Range:** Use a WiFi extender if GLANCE is too far from the router.

CHAT


For additional help, scan the QR code and "Chat with Us" or send an email to: help@glance-led.com



SELECTION INFO

Sports

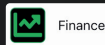
All sports related content is located under the *Sports* header.



Sports

Finance

All finance related content is located under the *Finance* header.



Finance

GIFs

Fun Playful GIFs of your favorites

Open Apps

A collection of apps, some sports related content, but mostly pop culture

Settings

In settings, choose between brightness, time between apps, etc. These are profile specific settings for each device. Note: Location & Time Based Apps use Time Zone

We are constantly adding new apps and features. GLANCE is designed to be intuitive, so if you cant find something, please contact us!



Join Our Community



Follow Us On
Instagram



JOIN US ON
DISCORD



Join Our
reddit



LEGAL

GLANCE or its affiliates does not condone or accept responsibility for any use of GLANCE outside of the Terms and Conditions including language targeting individuals, discrimination or harassment on the basis of race (including hairstyle/texture), color, religion, sex, sexual orientation, gender identity or expression, age, disability, marital status, citizenship, national origin, genetic information, or any other characteristic protected by law.

